



EARLY COLLEGE ONLINE APPLICATION INSTRUCTIONS

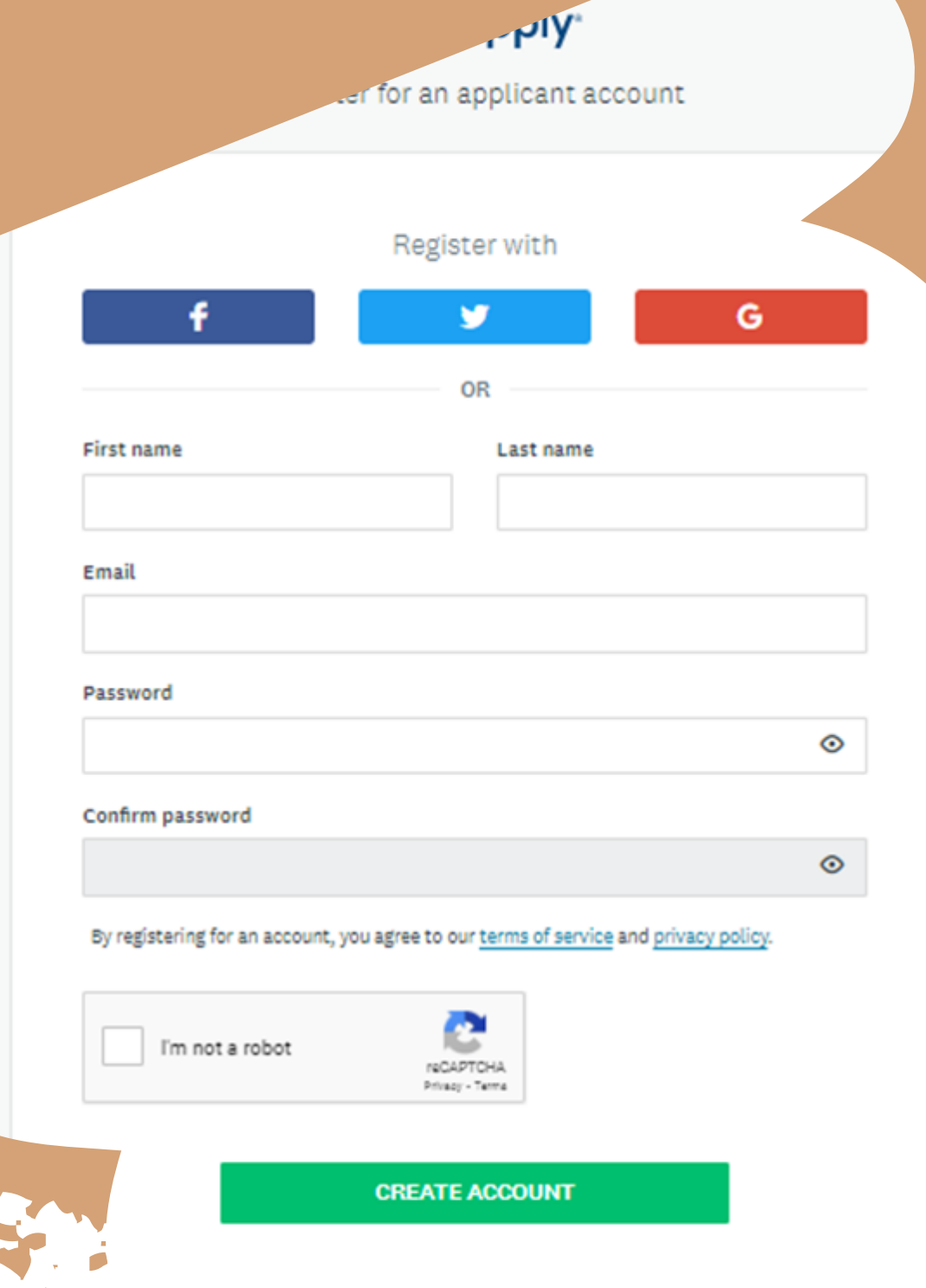
EarlyCollegeAccess.smapply.io

CREATE AN ACCOUNT

YOU WILL NEED TO CREATE AN ACCOUNT WITH SMAPPLY TO SUBMIT AN APPLICATION.

WHEN YOU SELECT "REGISTER" FROM THE TOP RIGHT OF THE SCREEN YOU'LL BE TAKEN TO THE ACCOUNT CREATION SCREEN

You can fill in the information requested or you can use an existing account to sign in. Because some high schools block emails from outside their organization, **we recommend using a personal email address rather than one managed by your high school.**



The screenshot shows the Smapply account creation interface. At the top, it says "Smapply" and "Register for an applicant account". Below this is a "Register with" section featuring three social media login buttons: Facebook (blue with 'f'), Twitter (light blue with bird icon), and Google (red with 'G'). A horizontal line with "OR" in the center separates these from the standard registration fields. The fields include "First name" and "Last name" (two separate input boxes), "Email" (one input box), "Password" (one input box with an eye icon for toggling visibility), and "Confirm password" (one input box with an eye icon). Below the password fields is a line of text: "By registering for an account, you agree to our [terms of service](#) and [privacy policy](#)." At the bottom of the form is a reCAPTCHA section with a checkbox labeled "I'm not a robot" and the reCAPTCHA logo. A large green button labeled "CREATE ACCOUNT" is positioned at the very bottom of the form.

YOUR ACCOUNT DASHBOARD

AFTER CREATING AN ACCOUNT OR LOGGING IN

You will be taken to your account dashboard page. This page will show any active applications you currently have.



CLICK ON VIEW PROGRAMS

To start a new application click on "View Programs" and make your selection from the next screen.

No applications.

Please choose a program from our program listings page to get started

[View programs](#)

START YOUR APPLICATION

SELECT "MORE" IN THE PROGRAM CARD

To start your application select "more" in the program card and then you will be taken to a page that gives you an overview of the program. When you are ready to begin select "Apply" from the right side of that page.

LETS GET STARTED

Early College Application

Accepting applications from Mar 8 2023 12:00 AM (EST) to Jan 1 2025 11:59 PM (EST)

Summer 2023 application is now available. Before submitting your Early College application, please be certain to select the appropriate Early College program and the term/semester that the application is for.



MORE >


VIEW YOUR TASKS

This page will show you how many tasks you need to complete before you can submit your application.

Completed tasks will show a filled green circle next to the task.

COMPLETE IN ANY ORDER

You do not need to complete the tasks in order. You can begin and finish any task at any time.



MARK TASKS COMPLETE

When you are done with a task, you must mark it as complete. All tasks must be complete before you can submit the application.

[View Application](#) 

00295

APPLICATION

ACTIVITY

 [Application for Early College](#)

 [Get a Parent/Guardian Signature](#)

Early College Application

0000000295

ID: 0000000295

✓

Application for Early College

>

Get a Parent/Guardian Signature

1 of 2 tasks complete

Last edited: Apr 20 2023 01:28 PM (EDT)

REVIEW

SUBMIT

Deadline: Jan 1 2025 11:59 PM (EDT)

COMPLETE YOUR TASKS



MARK TASKS COMPLETE


You must mark a task complete before it will show as complete on the main page. Even after your parent signs their portion of the application (Task 2) you must go in and mark that task as complete.

A task is not complete until you mark it complete.

SUBMIT YOUR APPLICATION

WHEN ALL TASKS ARE COMPLETE

You can click the green submit button to officially submit your application for review.



WHAT NEXT?

You will receive a system generated message confirming receipt of your application and next steps.

2 of 2 tasks complete

Last edited: May 9 2023 11:35 AM (EDT)

REVIEW



SUBMIT

Deadline: Jan 1 2025 11:59 PM (EST)

Early College Application [↗](#)

0000000295

APPL

Your tasks



Application for Early Colleg
Completed on: Apr 20 2023 01:2



Get a Parent/Guardian Sign
Completed on: May 9 2023 11:35