

# COMMUNITY ENGAGEMENT WORKSHOP RESPONSES



# WORKSHOP RESPONSE AGENDA

01

**Workshop Recap**

02

**Gathering &  
Community  
Spaces**

03

**Student Study  
& Reflection**

04

**Teaching &  
Learning  
Spaces**

05

**Entrances  
Wayfinding &  
Signage**

# WORKSHOP RECAP

01

02

03

04

05

On Tuesday November 14th, Massasoit organized an event to focus on community & student engagement. Throughout the day the design team and administration met with anyone from the campus community who wanted to discuss the upcoming Science and Allied Health renovation projects. Boards were arranged through the Dining Hall that illustrated the scope of the project and posed questions about four key topics: **Gathering & Community Spaces, Student Study & Reflection, Teaching & Learning Spaces, Entrances Wayfinding & Signage.**

Approximately **70 Students, Faculty, and Staff** joined this event and provided their comments while another **20** (so far) offered their opinions with the online survey. The project team looks forward to engaging further with the campus community as the project continues to develop.

# INTRODUCTIONS

## DESIGN TEAM



**RICK JONES, AIA, LEED AP**  
JONES ARCHITECTURE, INC.  
PRINCIPAL IN CHARGE



**MARC PERRAS, AIA**  
JONES ARCHITECTURE, INC.  
PROJECT MANAGER



**SARAH TARBET, AIA**  
JONES ARCHITECTURE, INC.  
PROJECT ARCHITECT



**SILVIA COLPANI**  
JONES ARCHITECTURE, INC.  
PROJECT DESIGNER



**MARY GILLIS**  
JONES ARCHITECTURE, INC.  
PROJECT DESIGNER



**JESSIE BENNETT**  
JONES ARCHITECTURE, INC.  
PROJECT DESIGNER



**HANSY BETTER BARRAZA, AIA, LEED AP**  
STUDIO LUZ ARCHITECTS, LTD.  
PRINCIPAL IN CHARGE



**LEENA ISMAIL**  
STUDIO LUZ ARCHITECTS, LTD.  
SENIOR PROJECT MANAGER




**SARAH PUMPHREY**  
STUDIO LUZ ARCHITECTS, LTD.  
DESIGNER + PROJECT MANAGER



**IGNACIO LOPEZ DROGUETT**  
STUDIO LUZ ARCHITECTS, LTD.  
DESIGNER + PROJECT MANAGER

# STUDENT ENGAGEMENT WORKSHOP

DAY OF THE EVENT 11.14.2023



# GATHERING & COMMUNITY SPACES

01

02

03

04

05

1. Board interaction & key takeaways.
2. Questions & response data.



# COMMUNITY & GATHERING SPACES

## BOARD INTERACTION & ANALYSIS

- ADMIN & STAFF
- FACULTY
- STUDENTS

### KEY TAKEAWAYS:

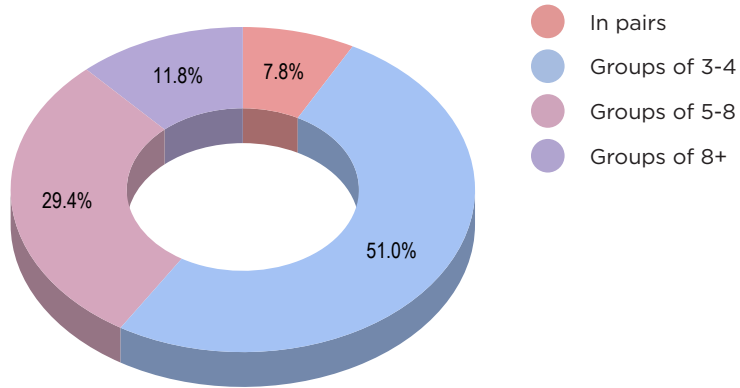
1. Provide a variety of seating arrangements, prioritizing groups of 5-8 for student spaces and 3-4 for faculty.
2. Specify soft, casual lounge seating and use calming materials supportive of relaxation & down time.
3. Integrate artwork and branding opportunities in public spaces.



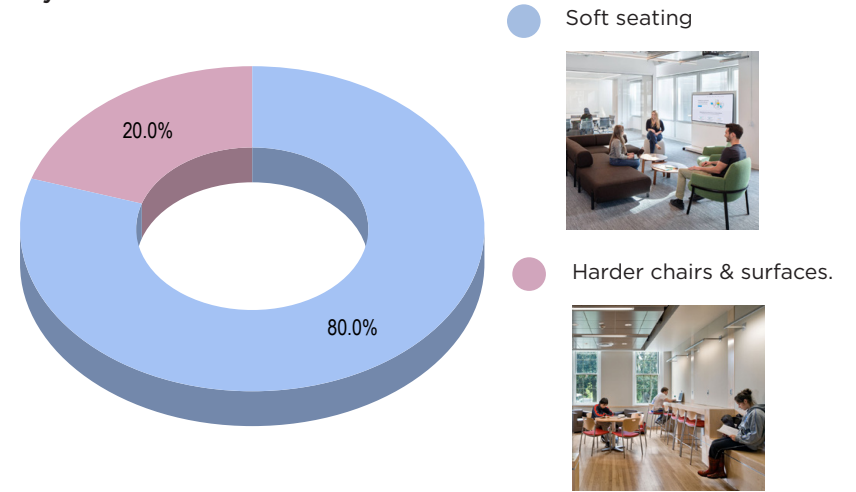
# COMMUNITY & GATHERING SPACES

## QUESTION BOARD RESPONSES

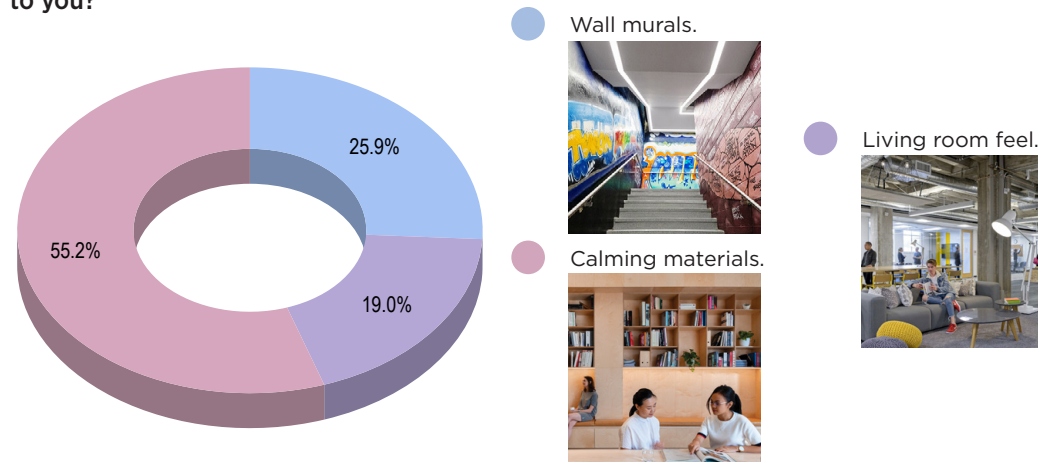
1. When gathering with friends or classmates, in what size group do you meet most often?



2. What types of seating in an OPEN GATHERING space are more useful to you?



3. What decor in OPEN GATHERING spaces feels more welcoming to you?



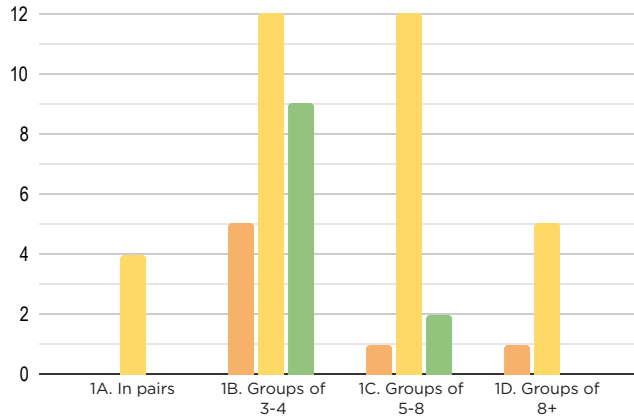


# GATHERING & COMMUNITY SPACES

## QUESTION BOARD VOTES & COMMENTS

- ADMIN & STAFF
- FACULTY
- STUDENTS

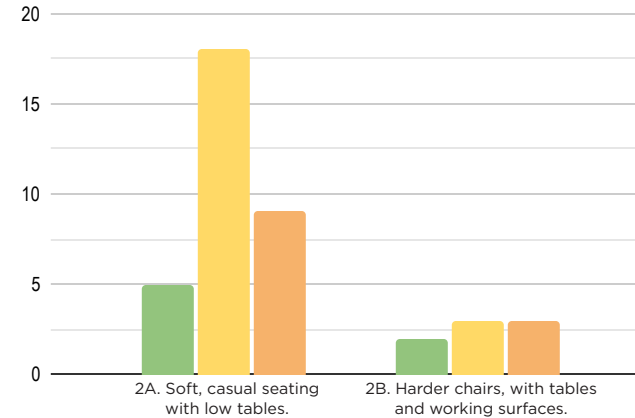
1. When gathering with friends or classmates, in what size group do you meet most often?



1C.  
"Need both options for personal reading and studying"

1C.  
"Most people meet w/ groups of more than 4 people"

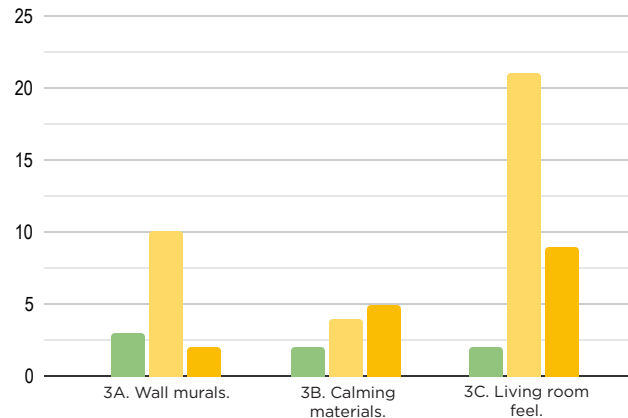
2. What types of seating in an OPEN GATHERING space are more useful to you?



2B.  
"More school representation in community spaces"

2.  
"Depends on study objectives"

3. What decor in OPEN GATHERING spaces feels more welcoming to you?



3C.  
"Cant have living room feel w/ art?"

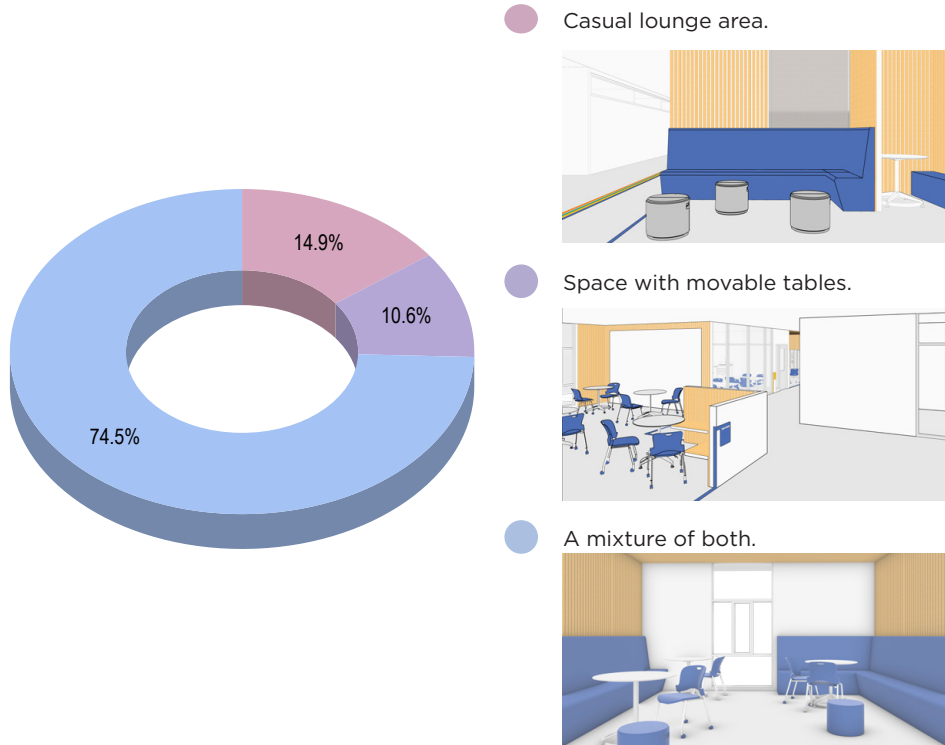
3C.  
"Could be loud or quiet"

3.  
"On brand colors!"

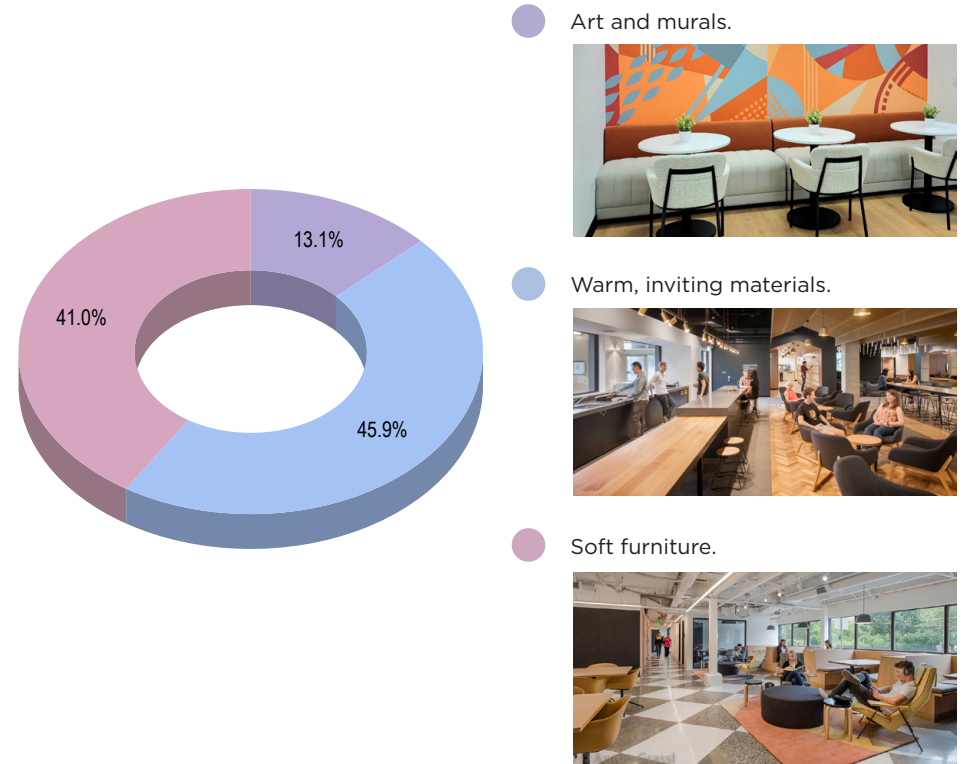
# GATHERING & COMMUNITY SPACES

## SCENARIO BOARD RESPONSES & COMMENTS

**SCENARIO 1: You need a meeting space to gather with your student club. You are most likely to use:**



**SCENARIO 2: The lounge space that would be most welcoming for you between classes contains:**

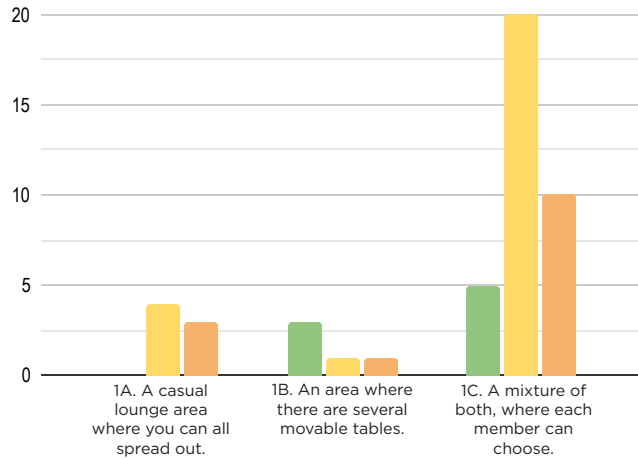


# GATHERING & COMMUNITY SPACES

## SCENARIO BOARD VOTES & COMMENTS

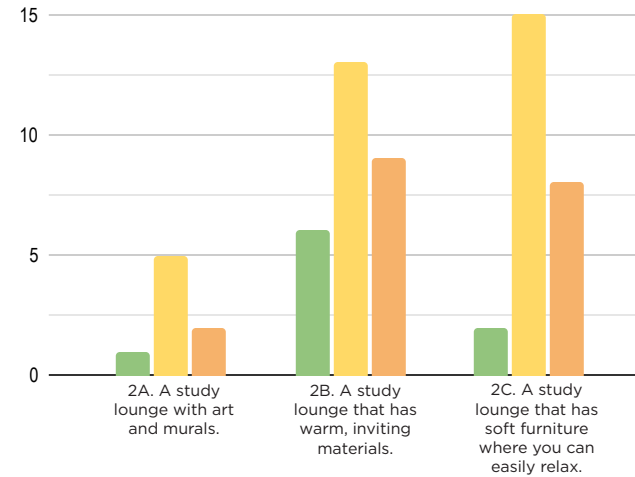
- ADMIN & STAFF
- FACULTY
- STUDENTS

**SCENARIO 1: You need a meeting space to gather with your student club. You are most likely to use:**



1C.  
"Where are the network drops & phones going?"

**SCENARIO 2: The lounge space that would be most welcoming for you between classes contains:**



2A.  
"Not enough space between, doesn't give enough privacy"

2A.  
"Would be nice, but needs more space"

2B.  
"I like to feel relaxed"

2C.  
"Don't like banquet-style seating, people have to face each other & can hear conversations"

# STUDENT STUDY & REFLECTION

01

02

03

04

05

1. Board interaction & key takeaways.
2. Questions & response data.


# STUDENT STUDY & REFLECTION

## BOARD INTERACTION & ANALYSIS

- ADMIN & STAFF
- FACULTY
- STUDENTS

### KEY TAKEAWAYS:

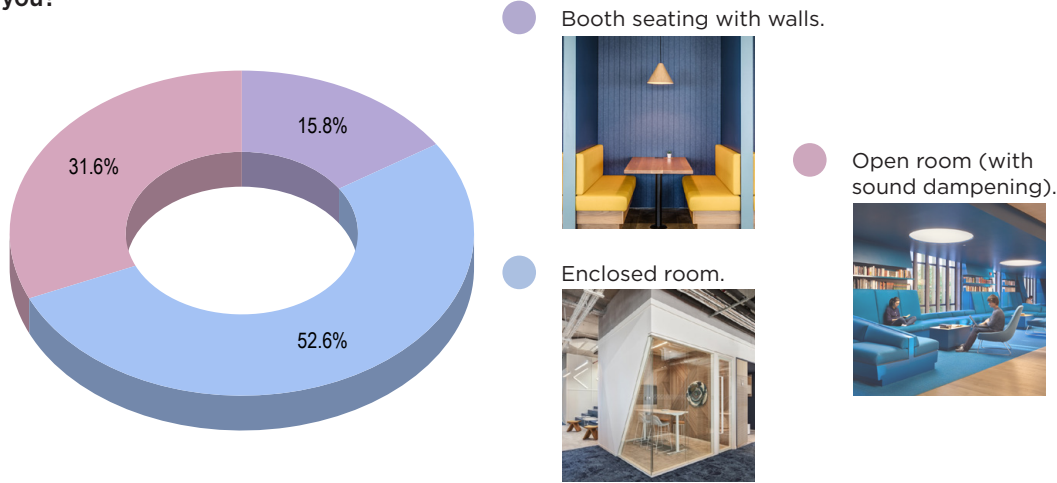
1. Incorporate enclosed work areas with digital display screens and soft seating.
2. Use sound dampening materials in open study areas.
3. Locate vending machines near individual study areas, and prioritize white boards for group study areas.



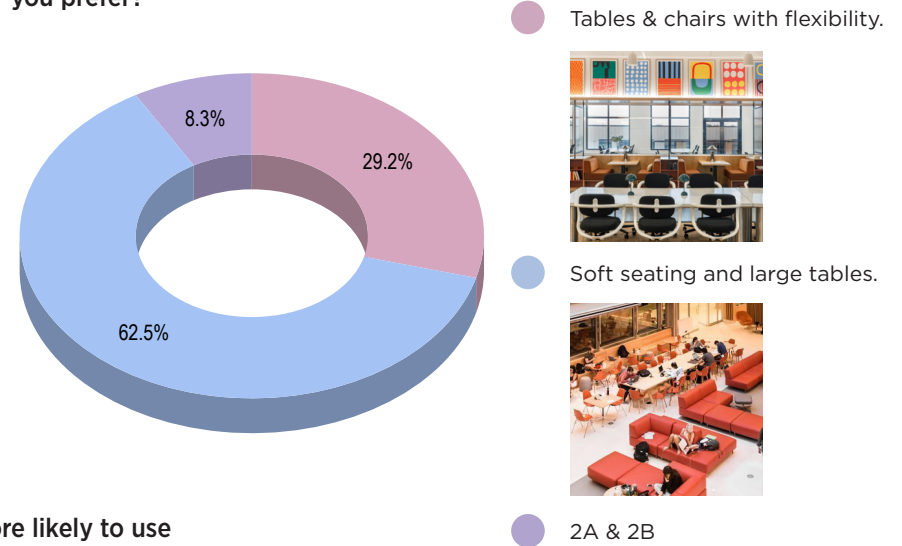
# STUDENT STUDY & REFLECTION

## QUESTION BOARD RESPONSES & COMMENTS

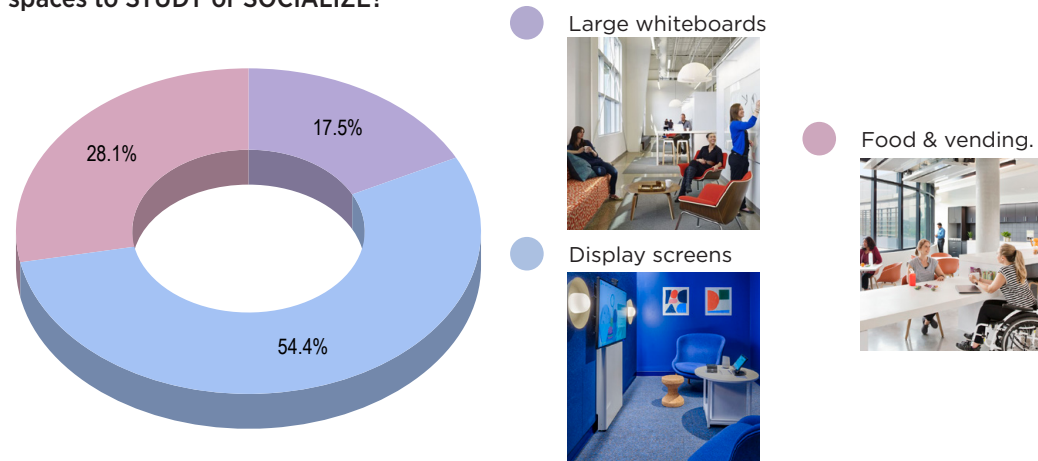
1. For QUIET working, what types of space would be most useful to you?



2. In STUDENT STUDY LOUNGE spaces, what type of furniture do you prefer?



3. What kind of amenities would make you more likely to use spaces to STUDY or SOCIALIZE?

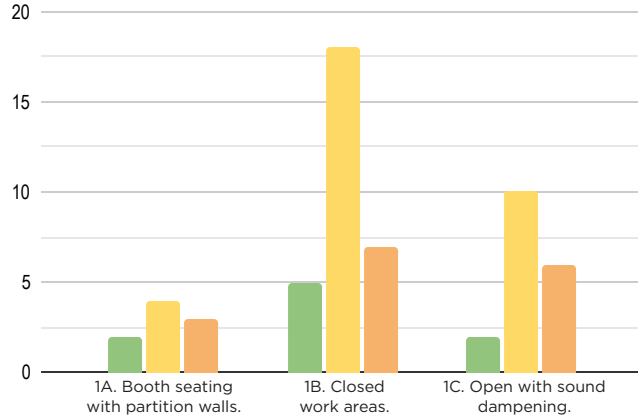


# STUDENT STUDY & REFLECTION

## QUESTION BOARD VOTES & COMMENTS

- ADMIN & STAFF
- FACULTY
- STUDENTS

1. For QUIET working, what types of space would be most useful to you?

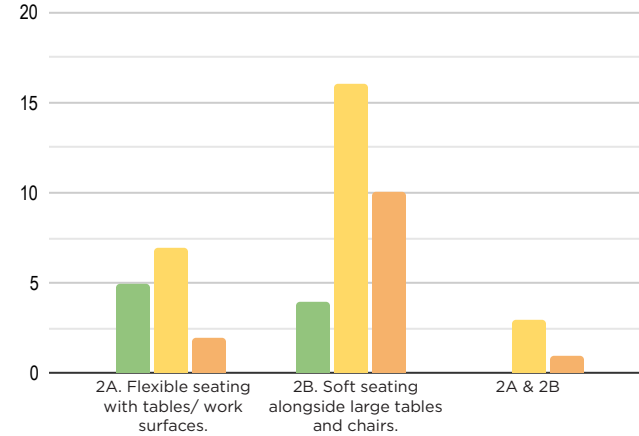


1.  
"Not a lot of people would sit w/ strangers. Gather along or in a group flex is good."

1B & 1C.  
"Both options, please! "

1C.  
"Love to have sounds but not a loud space"

2. In STUDENT STUDY LOUNGE spaces, what type of furniture do you prefer?

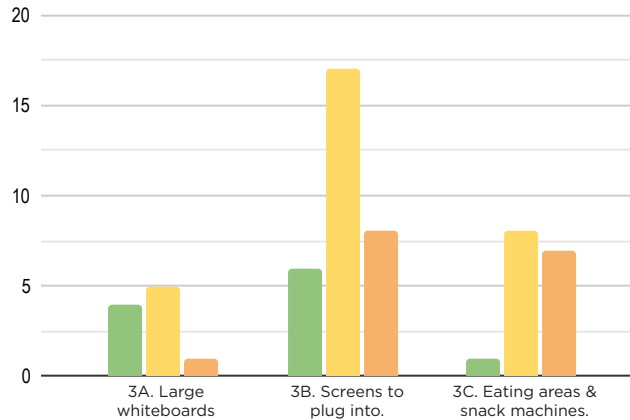


2.  
"Practical furniture stain resistant"

2B.  
"Peer pressure to get back to work University feel"

2B.  
"Soft chairs help me think better"

3. What kind of amenities would make you more likely to use spaces where you can STUDY or SOCIALIZE?



3A & 3B.  
"Both Please (3A & 3B)"

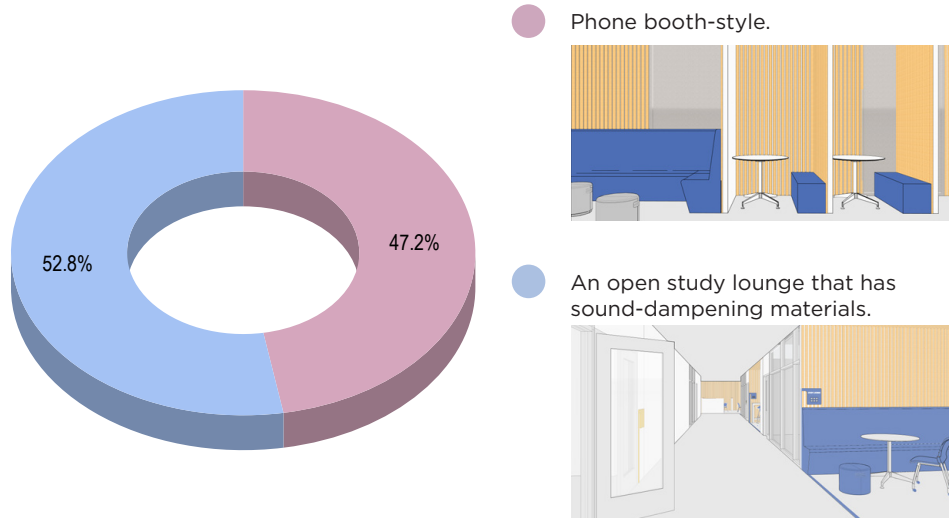
3B.  
"If some of us had to meet after class we can have someone call in and work on homework"

3C.  
"Nursing students often seek study spaces where food is allowed"

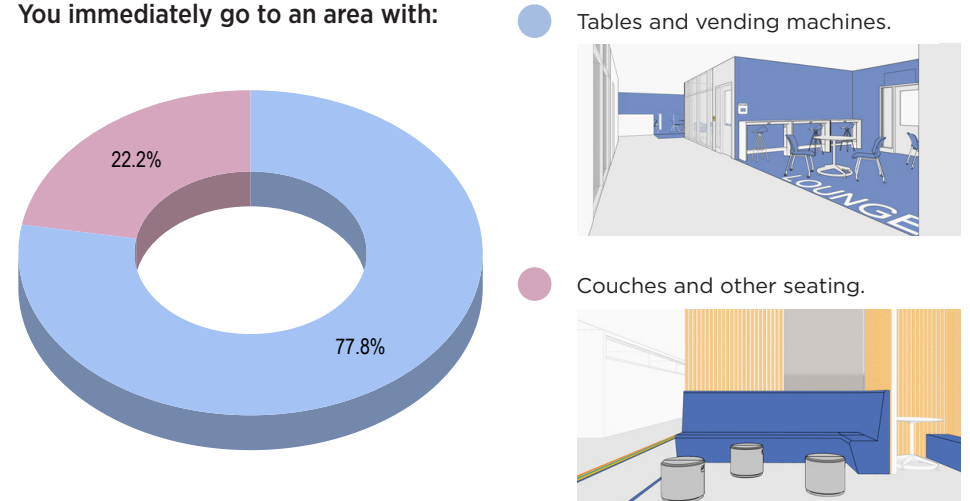
# STUDENT STUDY & REFLECTION

## SCENARIO BOARD RESPONSES & COMMENTS

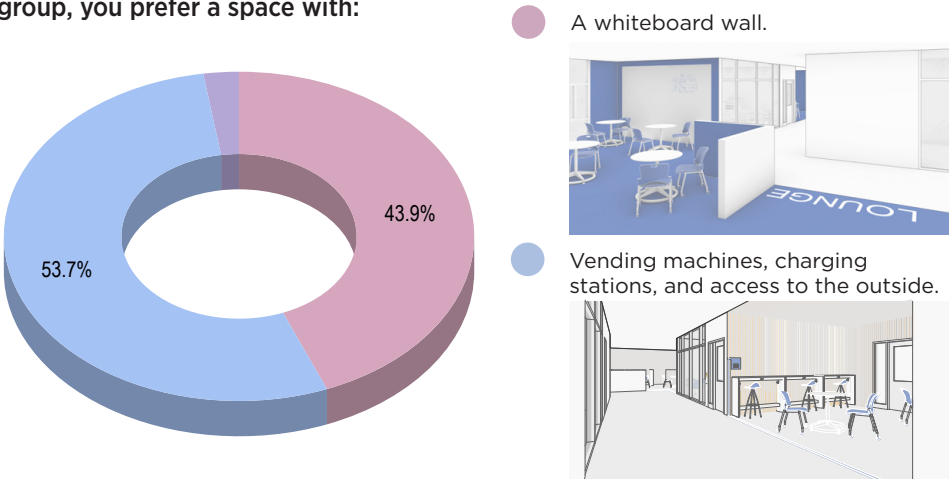
### SCENARIO 1: For a semi-quiet place to study, you prefer:



### SCENARIO 2: You have a test to study for, but also need to eat. You immediately go to an area with:



### SCENARIO 3: To review material from class with a group, you prefer a space with:



3A & 3B

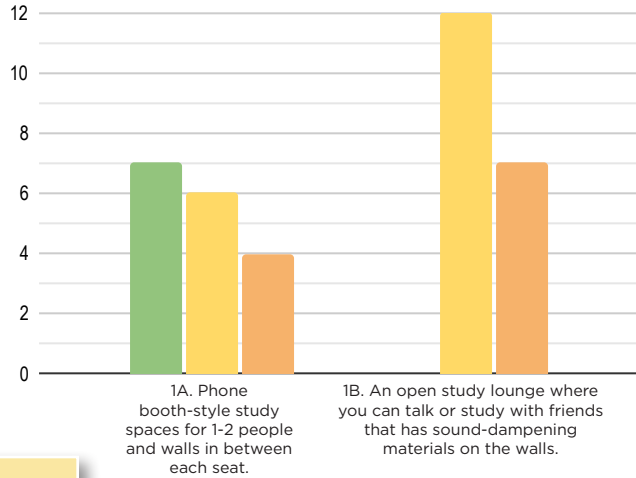


# STUDENT STUDY & REFLECTION

## SCENARIO BOARD VOTES & COMMENTS

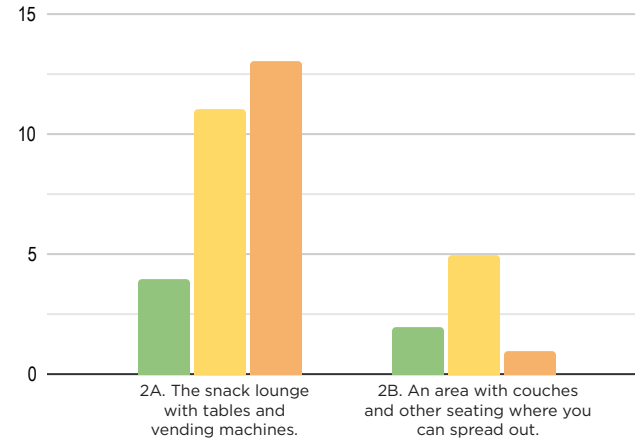
- ADMIN & STAFF
- FACULTY
- STUDENTS

**SCENARIO 1: You are looking for a semi-quiet place to study, you prefer:**



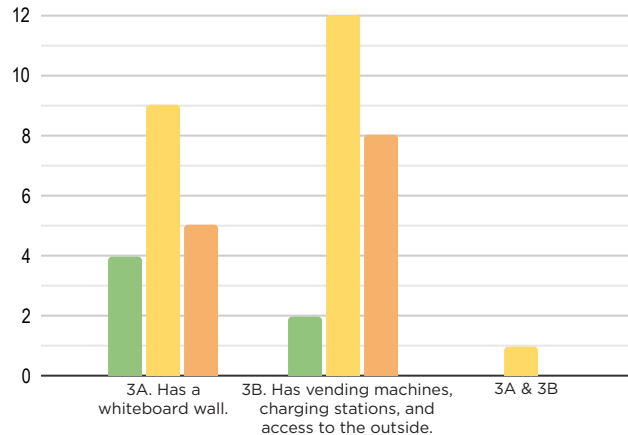
**1A.**  
"Adjustable height with space to spread out"

**SCENARIO 2: You have a test to study for, but also need to eat. You immediately go to an area with:**



**2A.**  
"Too sterile"

**SCENARIO 3: To review material from class with a group, you prefer a space with:**



**3A & 3B.**  
"Can we design for both?"

**3B.**  
"I don't prefer fixed bench seat because some people do not want to sit next to each other"

# TEACHING & LEARNING SPACES

01

02

03

04

05

1. Board interaction & key takeaways.
2. Questions & response data.

# TEACHING & LEARNING SPACES

## BOARD INTERACTION & ANALYSIS

- ADMIN & STAFF
- FACULTY
- STUDENTS

### KEY TAKEAWAYS

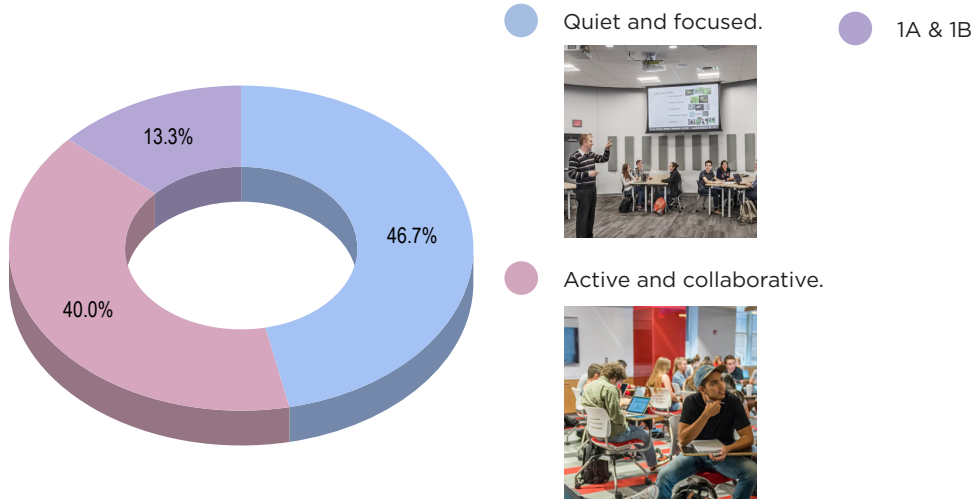
1. Provide some transparency while minimizing distractions.
2. Incorporate bold and bright colors for student spaces, and calming materials for faculty spaces.
3. Prioritize acoustics while providing the ability to be collaborative.
4. Allow for access to natural light.



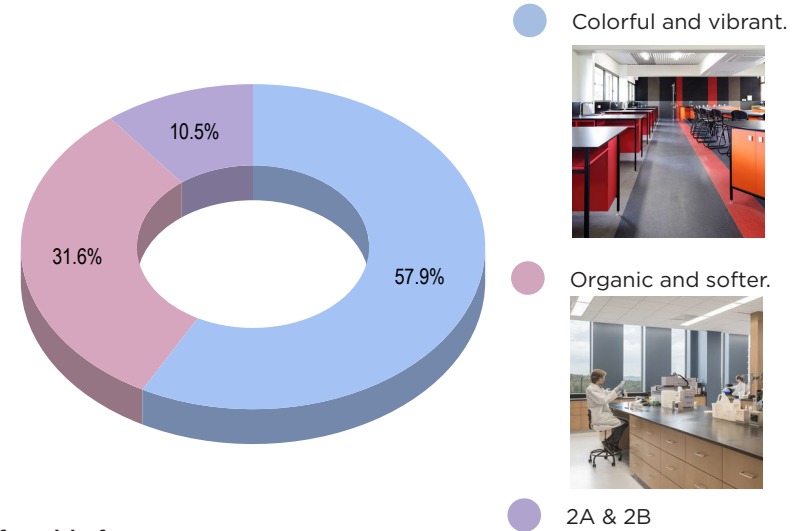
# TEACHING & LEARNING SPACES

## QUESTION BOARD RESPONSES & COMMENTS

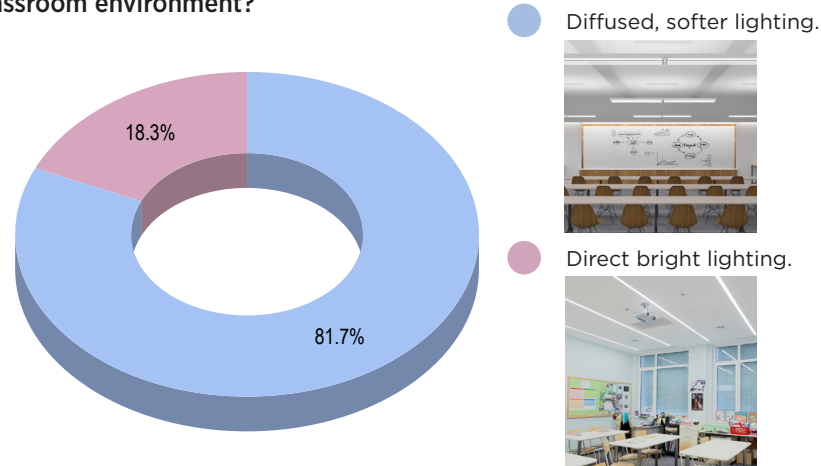
### 1. Which spaces feels more conducive to your style of learning?



### 2. Which style of lab space do you see yourself learning best in?



### 3. Which lighting scenario feels more comfortable for a classroom environment?

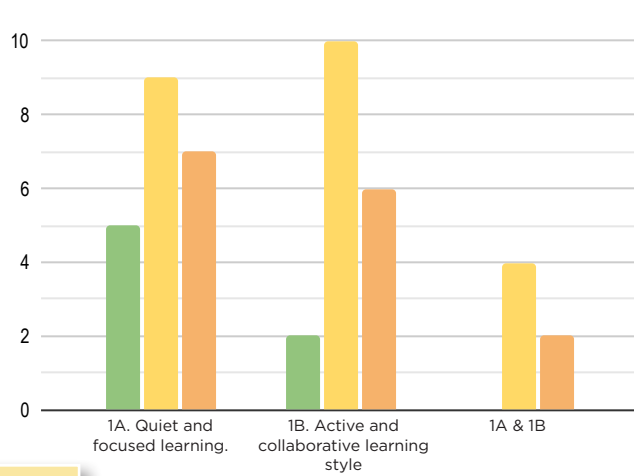


# TEACHING & LEARNING

## QUESTION BOARD VOTES & COMMENTS

- ADMIN & STAFF
- FACULTY
- STUDENTS

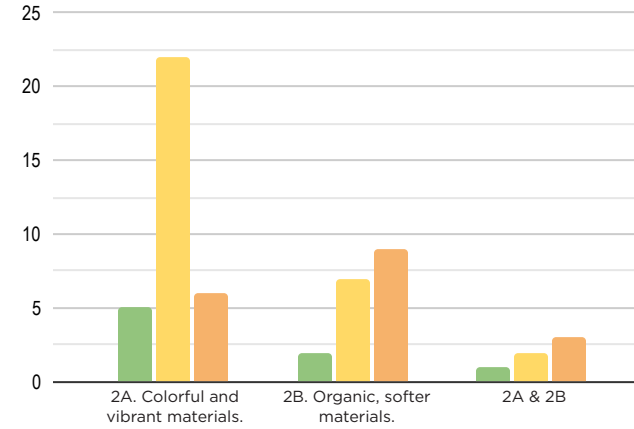
### 1. Which spaces feels more conducive to your style of learning?



1A & 1B.  
"Important to have both options available somewhere on campus"

1B.  
"Feels more interactive"

### 2. Which style of lab space do you see yourself learning best in?



2A.  
"We don't want anything boring. What we want is an interactive colorful environment"

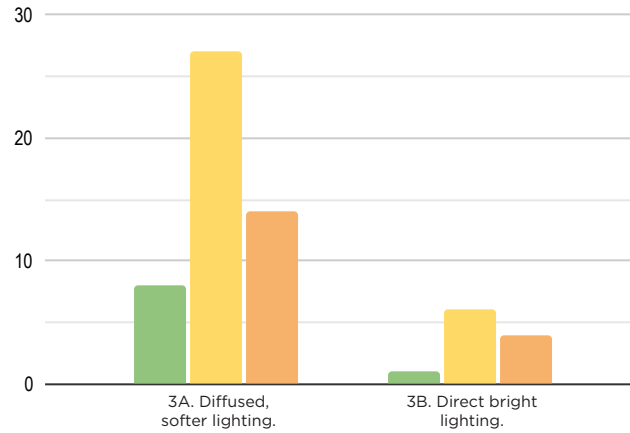
2A.  
"Art by students/ local artists"

2A.  
"Branding is important!"

1A.  
"Its a lot easier for me to fall asleep this way"

1B.  
"Nooks & smaller spaces in a bigger space for private study"

### 3. Which lighting scenario feels more comfortable for a classroom environment?



2A.  
"Love to have colors, helps with focus"

3A.  
"Easier on the eyes"

3A.  
"Natural Light!"

3A.  
"I have trouble with a lot of light this is better"

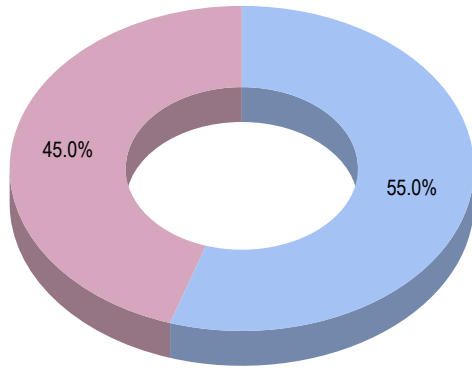
3B.  
"Hard on eyes/ migraine"

3B.  
"Bright lights help me see and focus!"

# TEACHING & LEARNING SPACES

## SCENARIO BOARD RESPONSES & COMMENTS

### SCENARIO 1: In a classroom setting you learn better in:



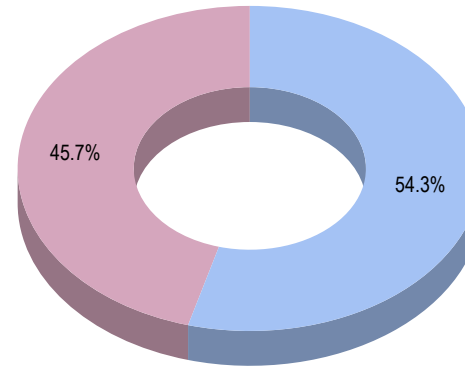
- Open feel and visually connected.



- Private and is visually closed off.



### SCENARIO 2: You work best in:



- Discussion or seminar-style classrooms, collaborative learning.



- Lecture-style classrooms, seating in rows.

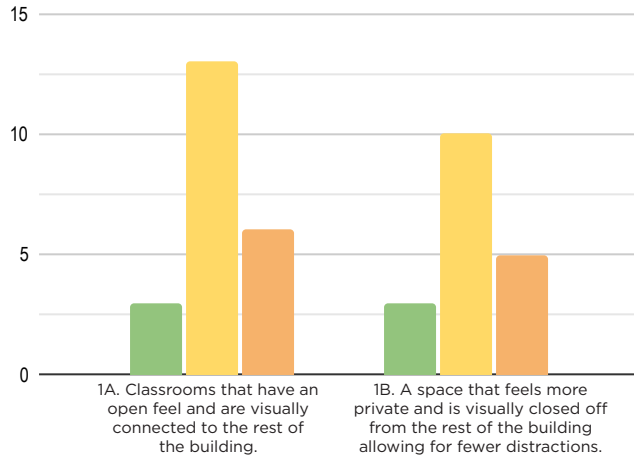


# TEACHING & LEARNING SPACES

## SCENARIO BOARD VOTES & COMMENTS

- ADMIN & STAFF
- FACULTY
- STUDENTS

### SCENARIO 1: In a classroom setting you learn better in:

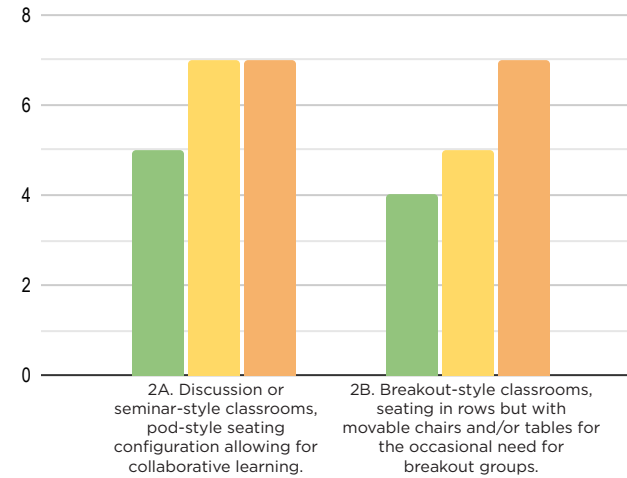


1.  
"Depending on activities the option to diffuse light/view and alternate option for full light/view would be ideal"

1A.  
"I feel claustrophobic in small spaces"

1A.  
"Feels professional"

### SCENARIO 2: You work best in:



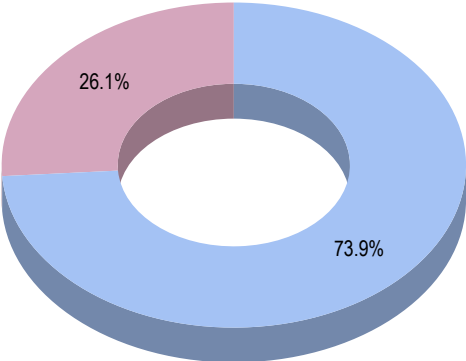
2A.  
"I hate working by myself"

2B.  
"Variety"

# TEACHING & LEARNING SPACES

## SCENARIO BOARD RESPONSES & COMMENTS

SCENARIO 3: During class, you learn best in a classroom with:



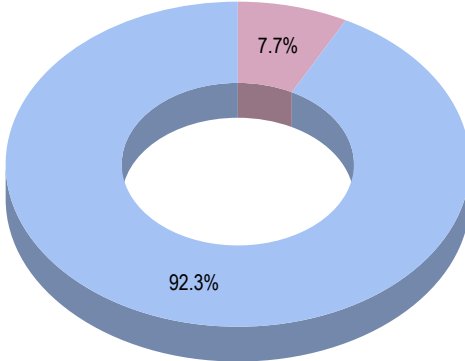
A hybrid use of technology.



Analog style set up.



SCENARIO 4: After class you need to find a place to study before heading home. You would most prefer to study in:



The classroom.



In an open study space.



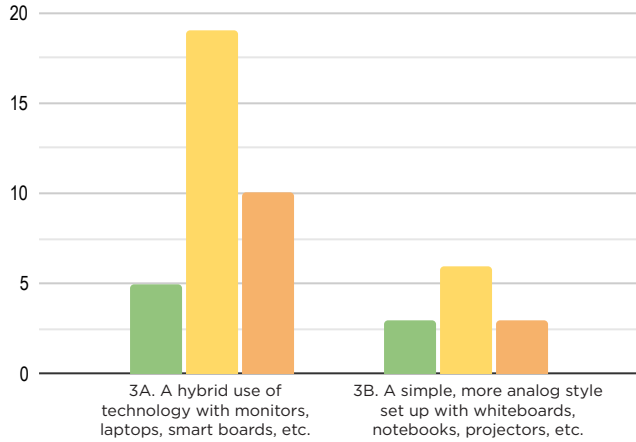


# TEACHING & LEARNING SPACES

## SCENARIO BOARD VOTES & COMMENTS

- ADMIN & STAFF
- FACULTY
- STUDENTS

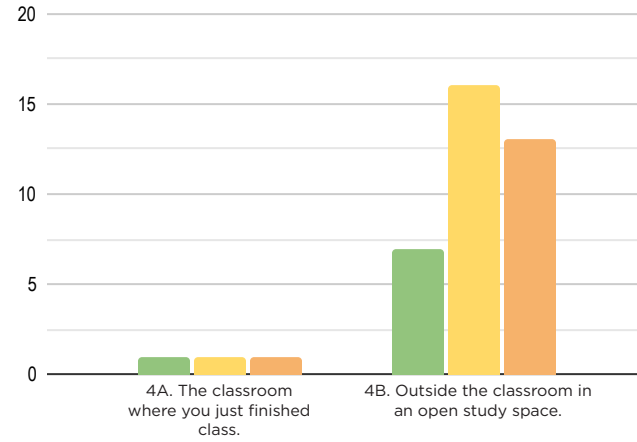
### SCENARIO 3: During class, you learn best in a classroom with:



3A & 3B.  
"Both"

3B.  
"I love in person class"

### SCENARIO 4: After class you need to find a place to study before heading home. You would most prefer to study in:



4A.  
"The classroom"

4B.  
"We need more of these with printing"

4B.  
"We need more open space and labeled with correct zones"

# ENTRANCES WAYFINDING & SIGNAGE

01

02

03

04

05

1. Board interaction & key takeaways.
2. Questions & response data.


# ENTRANCES WAYFINDING & SIGNAGE

## BOARD INTERACTION & ANALYSIS

- ADMIN & STAFF
- FACULTY
- STUDENTS

### KEY TAKEAWAYS

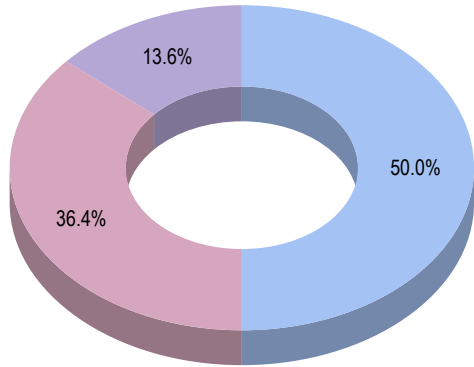
1. Use bold colors and artwork for wayfinding within corridors and at entrances. Art to be representative of the MCC community.
2. Provide building directories along with visual cues for directions. Incorporate a map or a graphic legend and provide full names rather than abbreviations.
3. Spell out building names on the exterior and incorporate large text.



# ENTRANCES WAYFINDING & SIGNAGE

## QUESTION BOARD RESPONSES & COMMENTS

1. Which wall treatments help make your academic environment feel more inclusive?



● Colorful with large graphics.

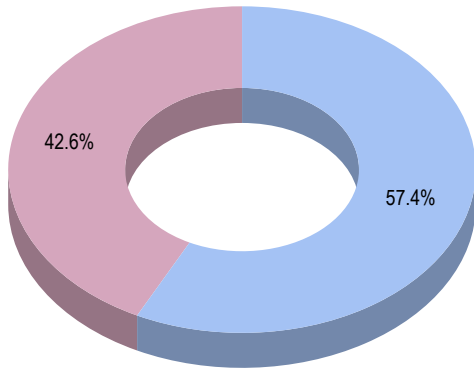


● Whiteboards, soft seating warm materials.



● 1A & 1B

3. What kind of entryway graphics help you find your way around when first entering an academic building?



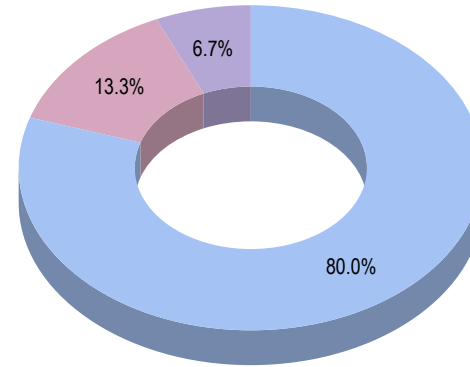
● Directory sign.



● Color-coded "ribbon" graphic.



2. What types of spaces or materials make it easiest for you to navigate through academic buildings?



● Color-coded materials.



● Simple graphics and symbols.



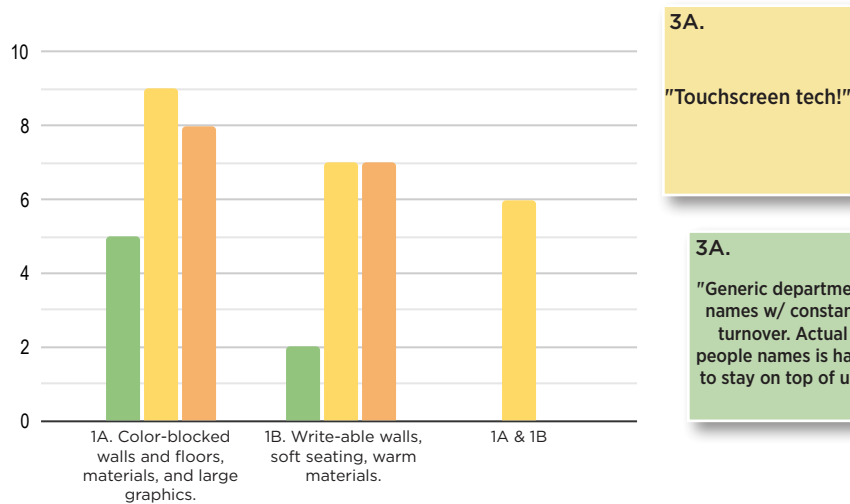
● 2A & 2B

# ENTRANCES WAYFINDING & SIGNAGE

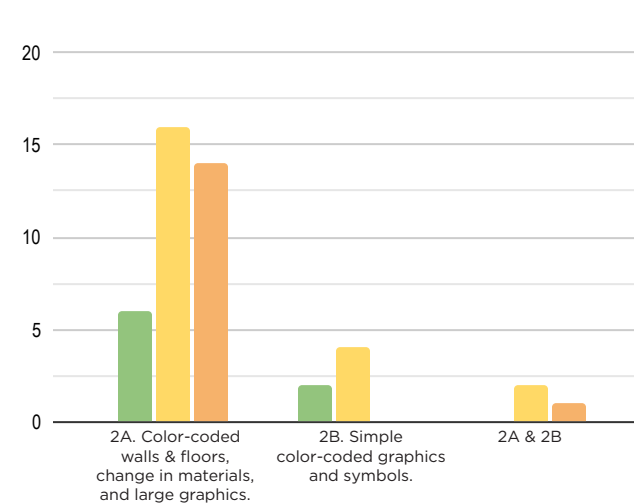
## QUESTION BOARD VOTES & COMMENTS

- ADMIN & STAFF
- FACULTY
- STUDENTS

1. Which wall treatments help make your academic environment feel more inclusive?



2. What types of spaces or materials make it easiest for you to navigate through academic buildings?

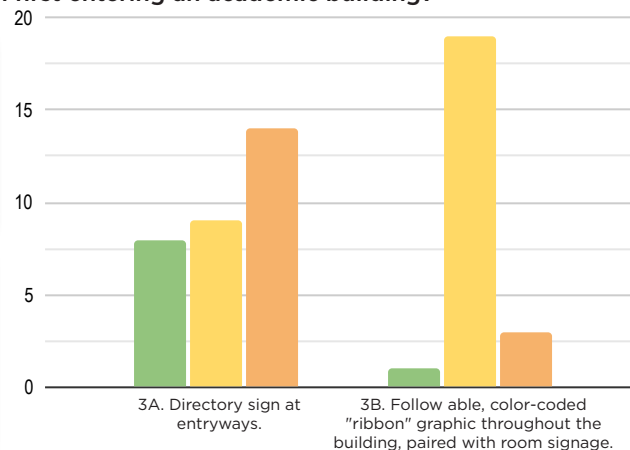


2A.  
"I want to feel like "this is cool" but I know where I'm going"

2A.  
"Because its unique"

2A.  
"Colors will brighten the mood of the students, add more plants and natural light"

3. What kind of entryway graphics help you find your way around when first entering an academic building?



3A.  
"Appropriate branding of colors"

3B.  
"Engaging & fun. See everywhere"

3B.  
"Safe space for students"

2A & 2B.  
"Bold signs with neutral walls"

3A.  
"Add braille for students with vision impairment"

3A.  
"Touchscreen map like in a mall"

3B.  
"It may be too childish with too much color. It's all about environment"

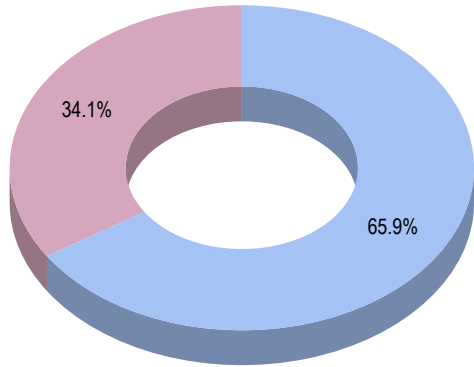
3B.  
"Some don't see colors"

3B.  
"Easy to navigate"

# ENTRANCES WAYFINDING & SIGNAGE

## SCENARIO BOARD RESPONSES & COMMENTS

SCENARIO 1: Day to day, your academic building has an inclusive feel because of:



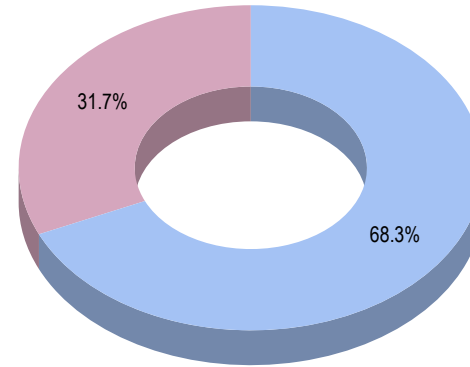
Murals and art.



Writable wall surfaces or pinboards.



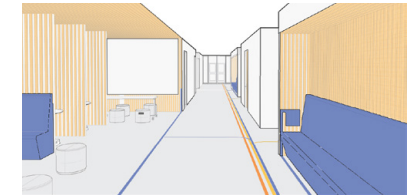
SCENARIO 2: It is easy to navigate through your school building, thanks to:



Color-coded spaces.



Simple graphics on warm materials.

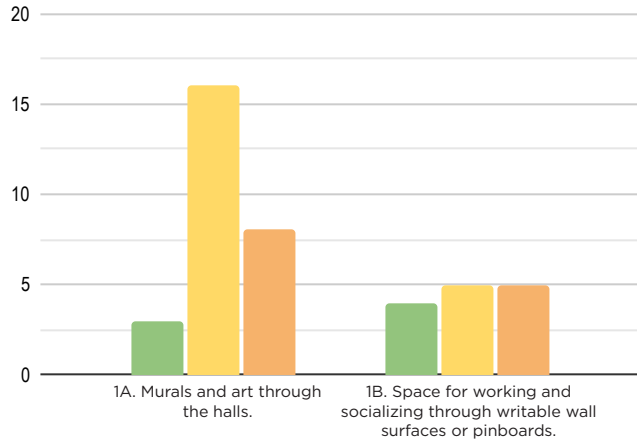


# ENTRANCES WAYFINDING & SIGNAGE

## SCENARIO BOARD VOTES & COMMENTS

- ADMIN & STAFF
- FACULTY
- STUDENTS

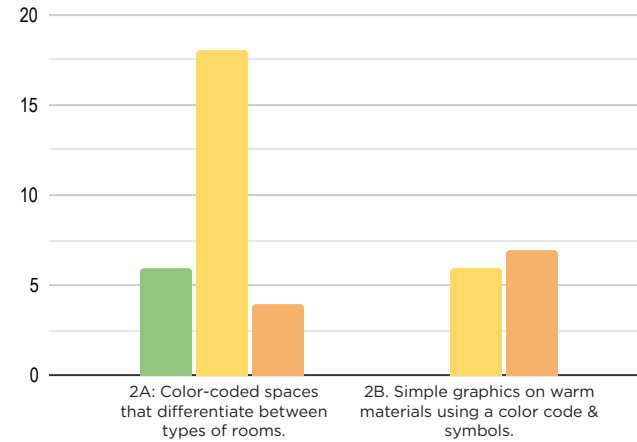
**SCENARIO 1: Day to day, your academic building has an inclusive feel because of:**



**1B.**  
"I say nay, people write the most out of pocket things"

**1B.**  
"A professor may use it to bring a class out"

**SCENARIO 2: It is easy to navigate through your school building, thanks to:**

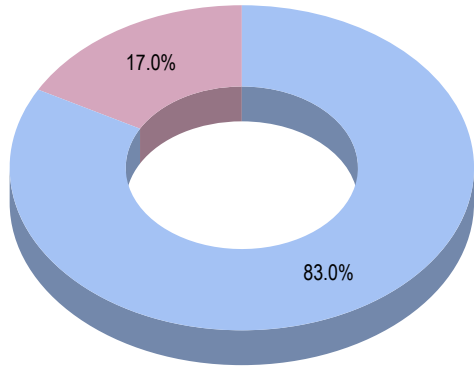


**2B.**  
"I like more design building because its more welcoming"

# ENTRANCES WAYFINDING & SIGNAGE

## SCENARIO BOARD RESPONSES & COMMENTS

**SCENARIO 3:** You enter a building on campus for the first time. It is easier to navigate if there is a:



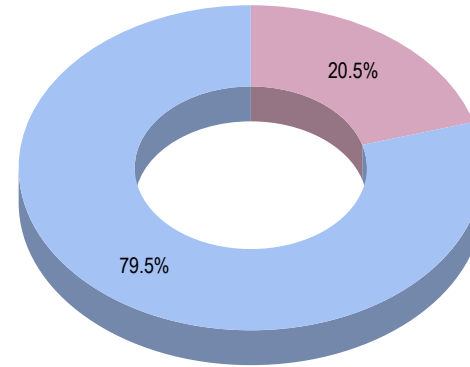
- Color-coded room catalog at the entryway.



- A ribbon of color to your destination.



**SCENARIO 4:** You are starting a new semester on campus and have a class in a new building. It is easier to find that building if buildings have:



- Large letters or icons.



- The full building name.



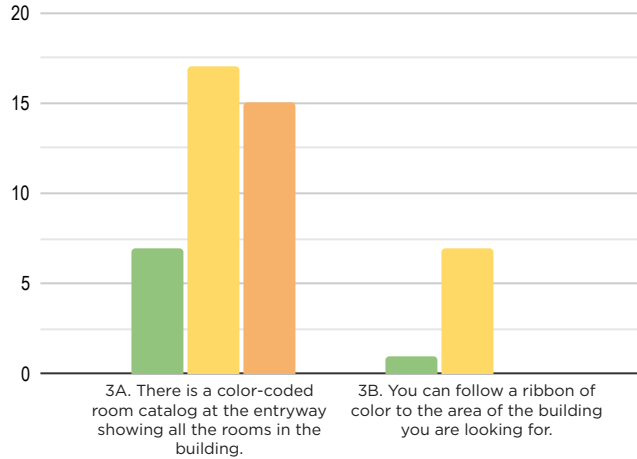


# ENTRANCES WAYFINDING & SIGNAGE

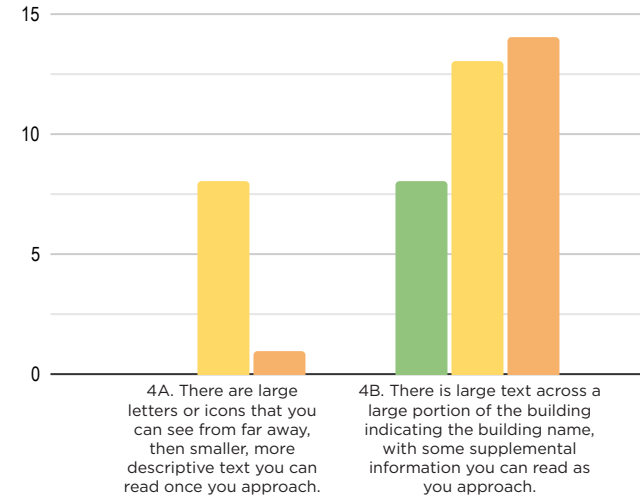
## SCENARIO BOARD VOTES & COMMENTS

- ADMIN & STAFF
- FACULTY
- STUDENTS

**SCENARIO 3: You enter a building on campus for the first time. It is easier to navigate if:**



**SCENARIO 4: You are starting a new semester on campus and have a class in a new building. It is easier to find that building if:**



- 3A. "More language options!"
- 3A. "Restructure the organization of the class numbers"
- 3A. "Names are good to have because I forget the names of things"
- 3A. "Simplified maps with arrows!"
- 3B. "It may be too childish with too much color. It's all about environment"

**COMMENTS/QUESTIONS?**